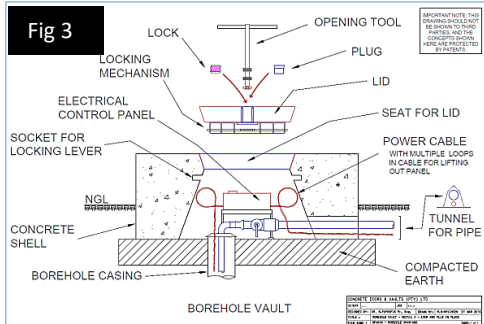
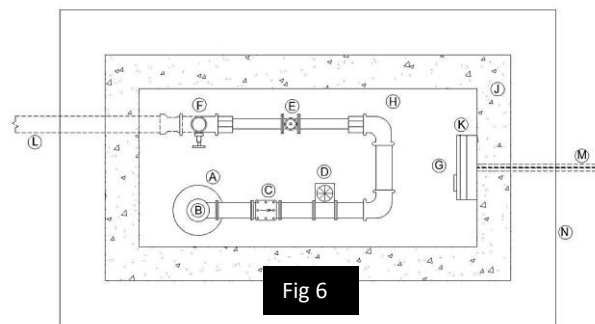


VAULTS IN THE VELD

1. Borehole vault : For safeguarding boreholes and cathodic protection equipment, etc. The vault is shown closed in fig 1 and opened in fig 2. The pipes, valves, and electrics should be relatively compact as the vault has limited internal space – see fig 3. It should ideally only protrude 200 mm above NGL – so veld grass effectively hides it.



2. Screw-lid vault : So called because its closed lid (fig 4) can be screwed up, rotated through 90 degrees, and then slide open (fig 5). It has the same application as the 'borehole vault' – but it has increased internal space to house larger electric control panels, or for larger pipes & more valves (see fig 6, shown with lid removed).



3. Slide-door vault : For protection of cathodic equipment and stand-alone electrical control panels of various sizes. The closed vault (fig 7) opens by sliding out its 'L-door' (fig 8).

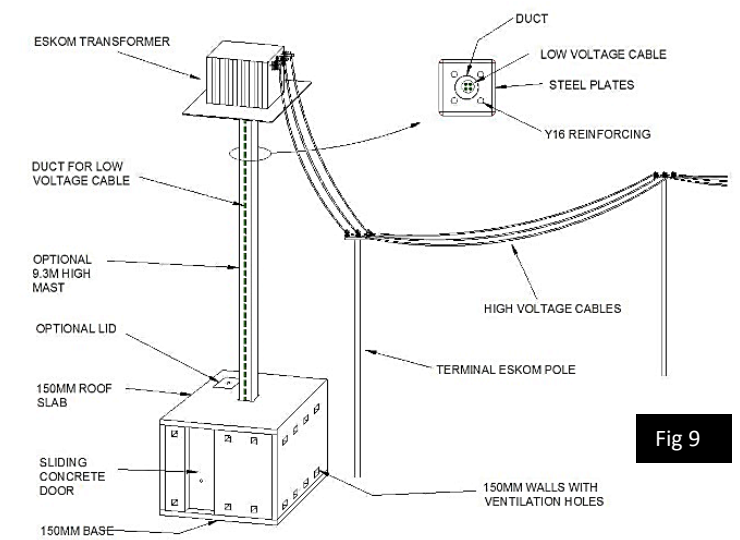


For other anti-vandalism products in our range see www.concretedoorsandvaults.com which include sliding concrete doors, concrete lids, and concrete vents – for protecting pump stations, valve chambers, generator rooms etc. All products have robust locking mechanisms, and can be made to any size, all from heavily reinforced 60MPa concrete.

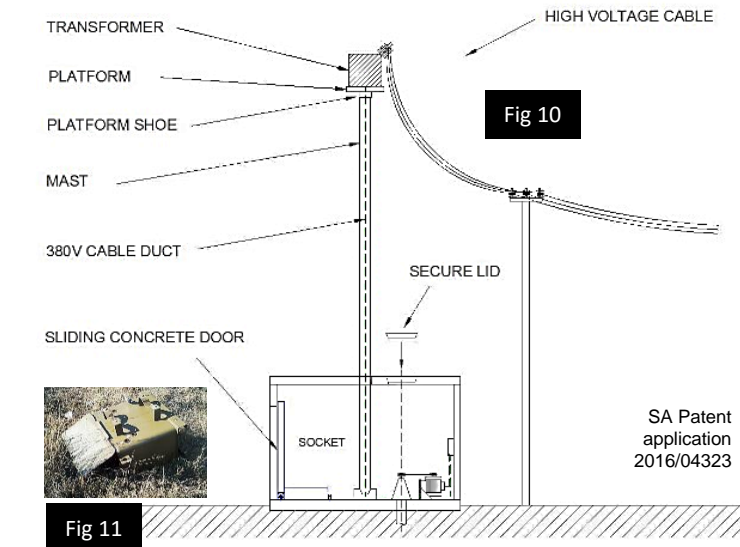
Manufactured and installed by
Concrete Doors and Vaults (Pty) Ltd.

Contact details:
nicholas@damsforafrica.com
011 472 1520/8 or 082 416 8958

All vaults have robust locking mechanisms and are made with densely reinforced 60 MPa concrete.



4. Mast-vault : The high mast (see fig 9 & 10) protects the Eskom transformer from being toppled (as in fig 11), and it has a central duct that takes the 380 volt cable directly into the vault below to the electrical motor's control panel. Alternatively no mast is required in the case of the vault housing a diesel engine.



SA Patent application
2016/04323